

## FUTURE DEVELOPMENT OF SURROUNDING AREA



HEAD OFFICE : 522, SECTOR - 12, NEAR MUNSI PULIYA CHAURAHA, INDIRA NAGAR, LUCKNOW-226016  
BRANCH OFFICE : JJ COMPLEX, INFRONT OF ALLAHABAD BANK, CHINHAT, DEVA ROAD, LUCKNOW- 227105  
CONTACT : +91-9711773812, +91-8090995129, +91-8795311200  
Web.: [www.gangajali.com](http://www.gangajali.com) | e-mail : [info@gangajali.com](mailto:info@gangajali.com)  
Disclaimer: This Brochure does not constitute a legal offer. All images and plans are conceptual may subject to change as per actual site conditions and guidelines from concerning regulating authorities.

**FREE HOLD RESIDENTIAL PLOTS**

# हमारा प्रयास सबको आवास...



# GANGAJALI ESTATE


LUSH GREEN SURROUNDING | ECO-FRIENDLY ENVIRONMENT | STATE OF ART INFRASTRUCTURE



# ABOUT US

The Company is into real estate development and operations spanning all key segments of the Indian real estate industry, namely the residential, commercial, retail and hospitality sectors. The Company's operations encompass various aspects of real estate development, such as land identification and acquisition, project planning, designing, marketing and construction. At present, its focus is on the development of residential township projects in Indian cities

Gangajali Group is a vibrant and dynamic realty company with intend to grow with customers delight services. Upholding our corporate ethics, we are committed for quality deliveries services to our esteemed customers at their door steps. Quality, time and firm commitment is core strength of company.



# SALIENT FEATURE

- 1- GATED COMMUNITY
- 2- STREET LIGHTING
- 3- BITUMINOUS ROAD
- 4- DRAINAGE SYSTEM
- 5- JOGGING TRACK
- 6- PLAY GROUND
- 7- PARTY LAWN
- 8- HERBAL PARK
- 9- ECO FRIENDLY ENVIRONMENT



GATE



SCHOOL



JOGGING TRACK



COMMUNITY CENTER



KIDS PLAY AREA



SHOPPING COMPLEX








STATE OF ART INFRASTRUCTURE



# Layout Map

## EASY TRAVELING TIME

- 5 MINUTE FROM FAIZABAD ROAD
- 10 MINUTE FROM SHAHEED PATH
- 15 MINUTE FROM POLYTECHNIC CHAURAHA
- 30 MIN FROM CHARBAGH STATION

DETAILS OF PLOTS			
LEGEND	TYPE OF PLOTS	PLOT SIZES	PLOT AREA
	TYPE - A	25' -0" X 60'-0"	1500.00 SQ.FT
	TYPE - B	25' -0" X 55'-0"	1375.00 SQ.FT
	TYPE - C	25' -0" X 50'-0"	1250.00 SQ.FT
	TYPE - D	25' -0" X 40'-0"	1000.00 SQ.FT
	TYPE - E	50' -0" X 75'-0"	3750.00 SQ.FT

